

FENDT

Werkstatthandbuch

Workshopmanual

Manuel d'atelier

Manual de taller

Manuale per l'officina

Werkplaatshandboek

FENDT 900 Vario COM III

X 990.005.057.012

1

FENDT

A	General
B	Faults
C	Documents and Diagrams
D	Component location
E	Testing
F	Setting and Calibration
G	Repair
H	Service – Info

3180

Front axle/cardan shaft

FENDT 900 Vario - COM III

Volume 1

0000	Overall system/tractor
1005	Overall system/transmission
1010	Transmission/differential
1015	Transmission/axle drive
1050	Transmission/housing
1070	Transmission / Brake system
1080	Transmission/drive train
1200	Transmission/front PTO
1220	Transmission / Live PTO
1320	Transmission/front wheel drive
2000	Overall system/engine
2010	Engine/cylinder head
2050	Engine/cooling
2060	Engine/fuel system
2210	Engine/crankcase
2312	Engine/lubrication
2400	Engine/exhaust system
2712	Engine/injectors
3000	Overall system/front axle
3120	Front axle/steering cylinder
3180	Front axle/cardan shaft

Volume 2

4000	Overall system/steering
4090	Steering system / hydraulic steering unit
5030	Vehicle layout/operator's seat
5500	Overall system/air conditioning system
8100	Overall system/cab
8610	Power lift/EPC electro-hydraulic control
8631	Power lift/hydraulic lift
8800	Overall system/compressed air system

Volume 3

9000	Overall system/electrical system
9015	Electrical system/starter lockout

FENDT 900 Vario - COM III

Volume 4

- 9410 Hydraulic pump installation/LS pump**
- 9430 Hydraulic pump installation/steering pump**
- 9534 Hydraulic piping/"Rüfa"reverse operation**
- 9600 Overall system/hydraulic equipment**
- 9605 Hydraulic equipment/hydraulic connections**
- 9610 Hydraulic equipment/central control block (ZSB)**
- 9620 Hydraulic equipment/valve fitting**
- 9700 Overall system/electronics**
- 9920 Service/special tools**
- 9975 Service/SERDIA - Deutz engine diagnostics program**

3180 Front axle/cardan shaft

C	Documents and diagrams	5
----------	---	----------

C Documents and diagrams

1	Technical drawing: Front-wheel drive shaft	7
---	--	---

1 Technical drawing: Front-wheel drive shaft

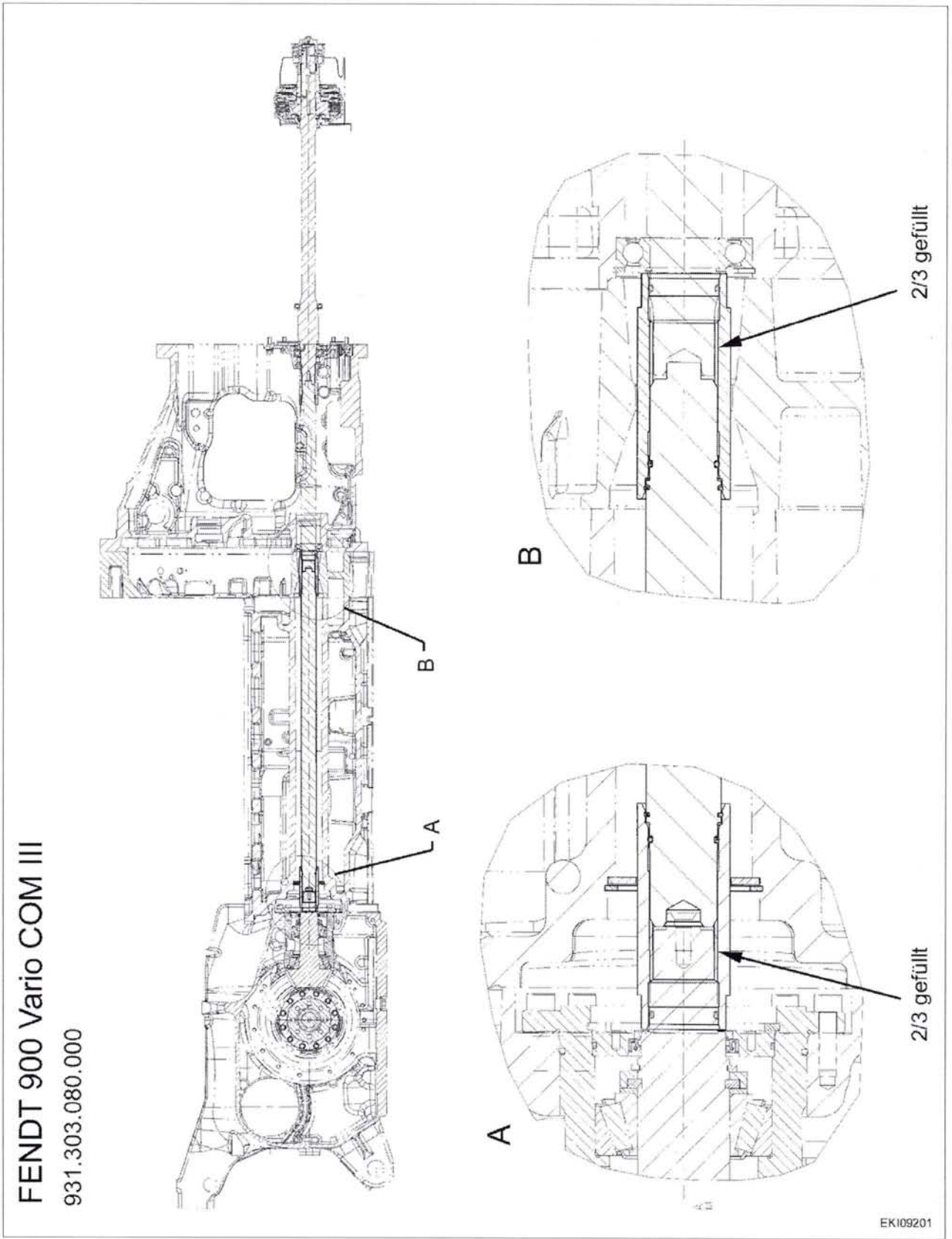


Fig. 1.

919 .. 0101-1000
 919 .. 1001-
 922 .. 0101-1000
 922 .. 1001-
 925 .. 0101-1000

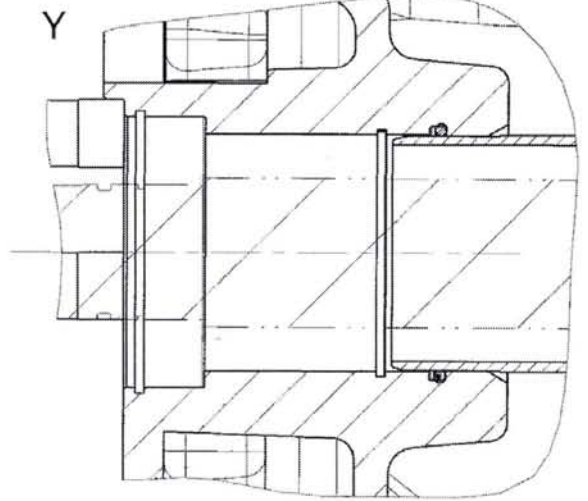
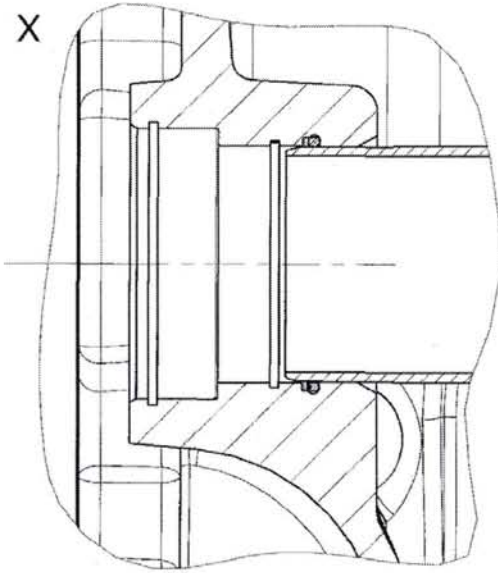
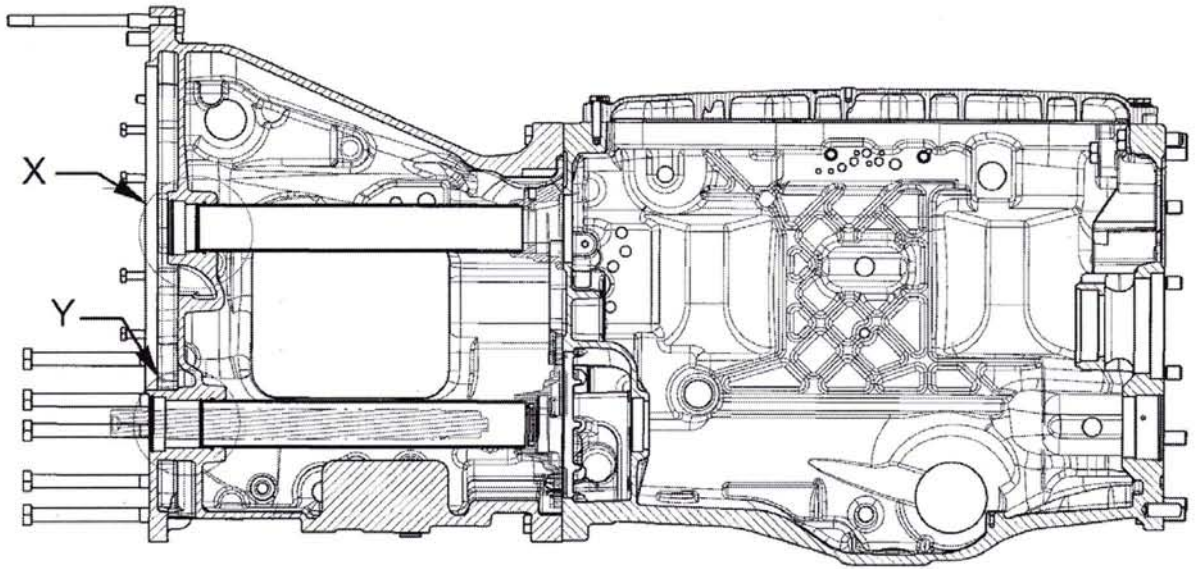
925 .. 1001-
 928 .. 0101-1000
 928 .. 1001-
 931 .. 0101-1000
 931 .. 1001-

934 .. 0101-1000
 934 .. 1001-

T001522
 Version 1
 21-04-2009

FENDT 900 Vario COM III

931.100.052.000



EK109203

Fig. 2.

1004879

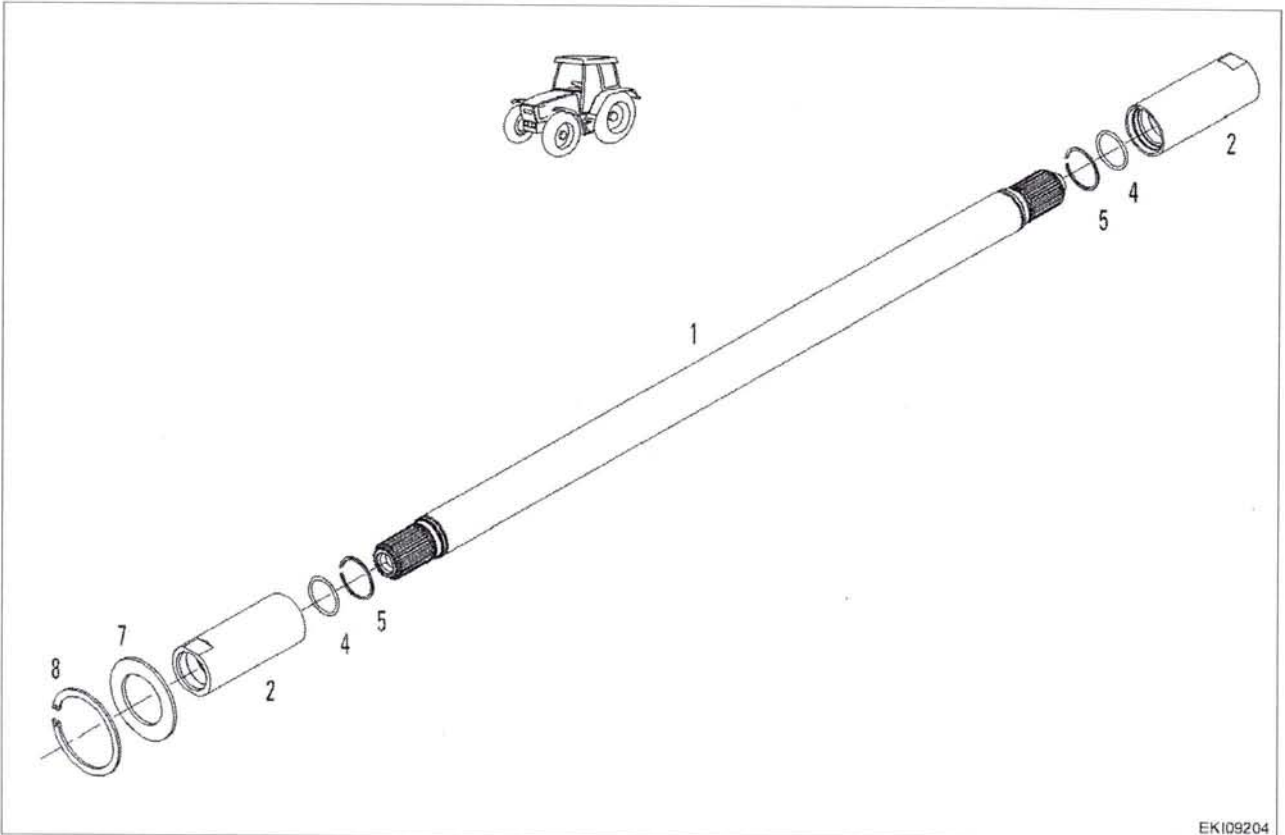
8

T001522
Version 1
21-04-2009

919 .. 0101-1000
919 .. 1001-
922 .. 0101-1000
922 .. 1001-
925 .. 0101-1000

925 .. 1001-
928 .. 0101-1000
928 .. 1001-
931 .. 0101-1000
931 .. 1001-

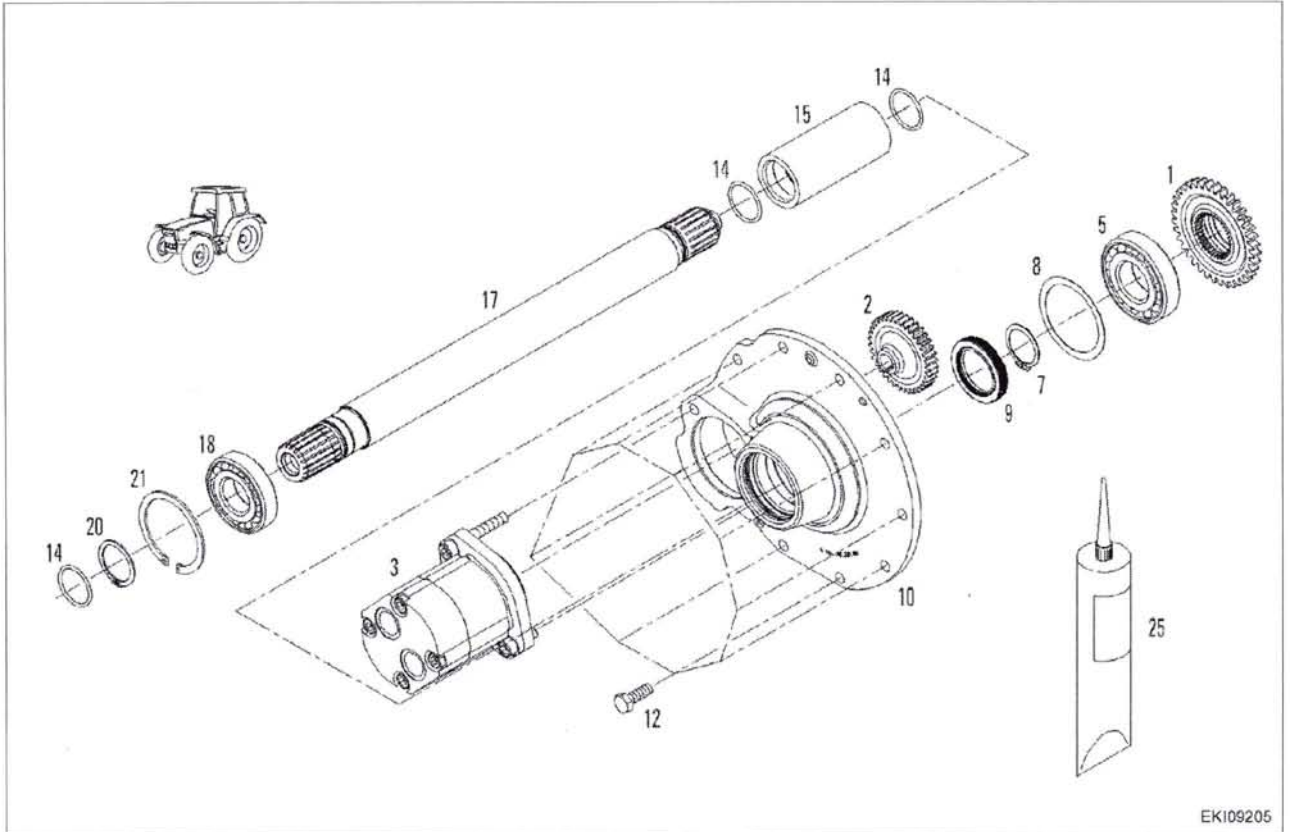
934 .. 0101-1000
934 .. 1001-



EKI09204

Fig. 3. 1004880

Front-wheel drive shaft			
Item	Designation	Item	Designation
1	Shaft	5	Snap ring
2	Profile connector	7	Washer
4	O-ring	8	Circlip



EK109205

Fig. 4.

1004881

Front-wheel drive shaft			
Item	Designation	Item	Designation
1	Spur gear	12	Hex screw
2	Spur gear	14	O-ring
3	wheel-driven emergency steering pump (PNL)	15	Profile connector
5	Deep-groove ball bearing	17	Shaft
7	Circlip	18	Deep-groove ball bearing
8	Shim pack	20	Circlip
9	Shaft seal ring	21	Circlip
10	Bearing cover	25	Synthetic bonding agent (X903.050.074.000)

10

T001522
 Version 1
 21-04-2009

919 .. 0101-1000
 919 .. 1001-
 922 .. 0101-1000
 922 .. 1001-
 925 .. 0101-1000

925 .. 1001-
 928 .. 0101-1000
 928 .. 1001-
 931 .. 0101-1000
 931 .. 1001-

934 .. 0101-1000
 934 .. 1001-

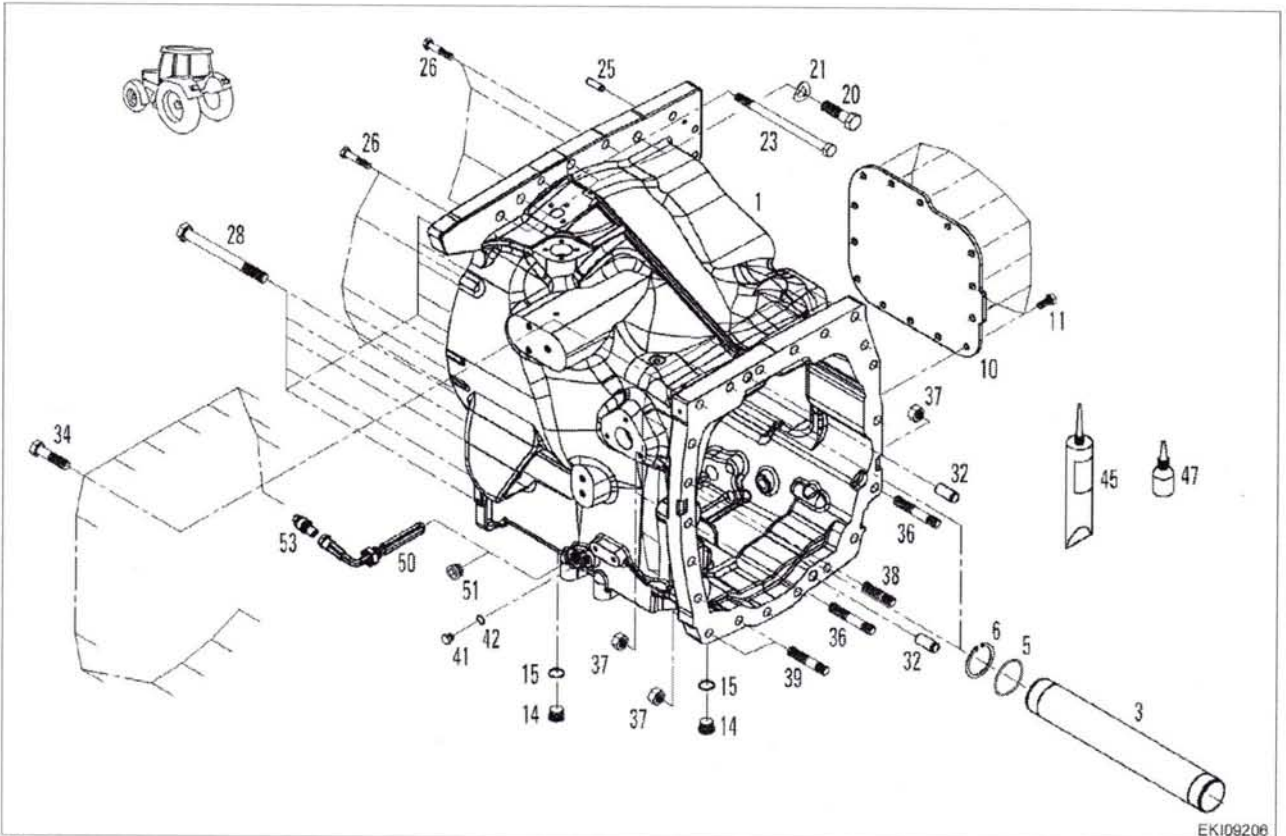


Fig. 5.

EK109206

1004882

Clutch housing			
Item	Designation	Item	Designation
1	Clutch housing	28	Hex screw
3	Sleeve	32	Parallel pin
5	O-ring	34	Hex screw
6	Circlip	36	Stud bolt
10	Cover	37	Hex nut
11	Hex screw	38	Stud bolt
14	Screw plug	39	Stud bolt
15	Seal ring	41	Screw plug
20	Hex screw	42	Seal ring
21	Spring washer	45	Sealant (X903.050.074.000)
23	Hex screw	47	Synthetic bonding agent (X903.050.084.000)
25	Parallel pin	50	Heater element
26	Hex screw	51	Screw plug

